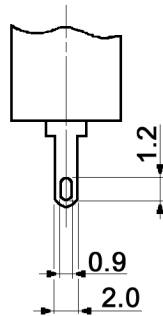
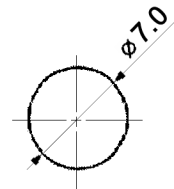


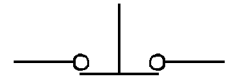
TERMINAL DETAIL



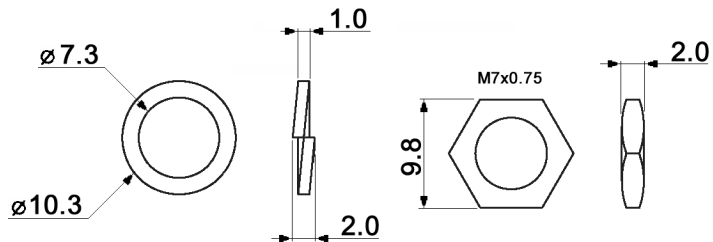
MOUNTING HOLE
Panel thickness 1-2mm



CIRCUIT DIAGRAM



HARDWARE:



Specifications:

Contact rating: 1 A, 125 V AC; 0.5 A, 250 V AC
 Contact resistance: 20 mOhm max. at 1 A, 5 V DC
 Insulation resistance: 100 MOhm min. at 500 V DC
 Dielectric strength: 1500 V AC for 1 minute
 Electrical life: 100 000 cycles
 Soldering conditions: 300°C, 3 sec.
 Material: Base: diallyl-phtalate, UL94V-0
 Bushing / nut / plunger: brass, nickel plated
 Knob: PA 66, UL94V-0
 Contacts: copper alloy, silver plated

"x"	Button color
W	white
K	black
R	red
O	orange
Y	yellow
G	green
B	blue

Compliance: RohS III (2015/863/EU)

Tolerances: 0.00: ±0.25mm 0.0: ±0.40mm		Date	Name	<h1>MPS 29 Bx</h1>
		12/08	dr	
Revised	09/24	dr	knitter-switch	<h2>30 16 82</h2>
Material	09/16	dr		
Modifications	Date	Name		1/1